

## GV-SD220-S Outdoor Full HD IP Speed Dome



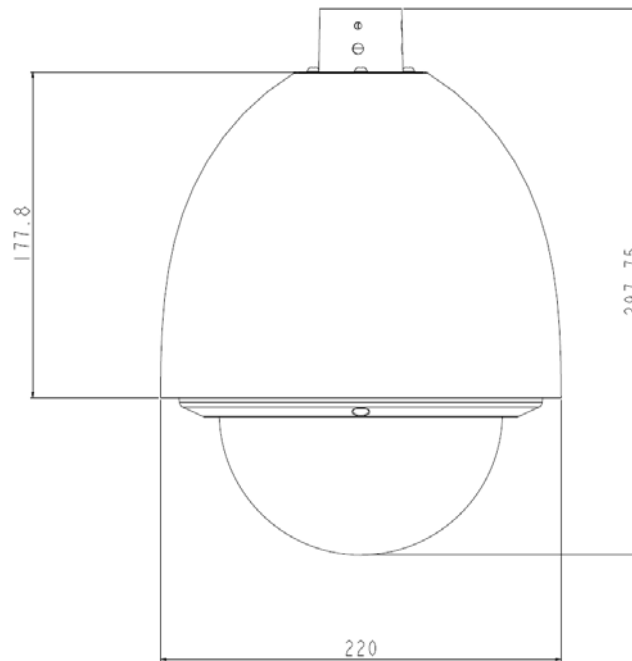
- 1/2.8" Progressive Scan CMOS sensor
  - Full HD 1080p at up to 30 fps and 720p at up to 60 fps
  - 20x optical zoom and 12x digital zoom
  - H.264 and MJPEG video compression
  - Dual streams
  - IR-cut filter for day and night function
  - Ingress protection (IP66)
  - 4 digital inputs, 1 relay output
  - Memory Card Slot
  - Auto focus
  - Wide Dynamic Range pro (WDR pro)
  - Backlight Compensation
  - Image noise reduction
  - Pan 360° endlessly
  - Tilt from 0° up to 180°
  - Preset speed at up to 460° /sec
  - PTZ movement (Preset, Sequence, Auto Pan, Cruise and Tour)
  - PTZ movements by schedule
  - Auto and manual PTZ calibration
  - Motion detection
  - Privacy Mask
  - 2-way audio
  - Supports iPhone, iPad, Android & 3GPP
  - 31 languages on Web interface
  - ONVIF conformant
- \* No memory card slot & local storage function for Argentina

### INTRODUCTION

The GV-IP Speed Dome is a network PTZ camera designed for image quality and adaptability in various environments. This camera offers image of 1080p at 30 fps, 720p at 60 fps and 20x optical zoom, capable of showing smooth live view with great detail. In low-light environments, image quality is promised with its image processing tools, such as IR cut filter (ICR), Wide Dynamic Range pro (WDR pro), Backlight Compensation and noise reduction.

Wide surveillance coverage is made possible with 360° endless panning and 180° tilting capacity. Dome movements such as Preset, Sequence, Auto Pan, Cruise and Tour can be programmed and activated by schedule. You can create multiple dome movement modes and have different modes enabled at different time slots. The GV-IP Speed Dome provides variable pan/tilt speeds ranging from a fast patrol of 460° per second to a slow ramble of 0.5° per second with 0.2° pan accuracy for fast and accurate tracking ability. With GeoVision's optional accessories, the outdoor GV-IP Speed Dome can also be installed on wall corner, ceiling and pole.

## DIMENSION










## SPECIFICATIONS


Camera		
Image Sensor		1/2.8" CMOS
Optical Zoom		20x
Digital Zoom		12x
Effective Pixels		2M
Video Output		Internet
S/N Ratio		50 dB (AGC Off)
Minimum Illumination	Color	0.05 Lux at F/1.6
	B/W	0.005 Lux at F/1.6
Focal Length		4.7 ~ 94 mm
Focus Mode		Auto / Manual
White Balance		Auto / Manual
Iris Control		Auto / Manual
Electronic Shutter		1/1 ~ 1/10000 sec
AGC control		Auto / Manual
Back Light Compensation		On / Off
WDR pro		Yes
Video		
Video Codec		H.264, MJPEG
Video Resolution	16:9	1920 x 1080, 1280 x 720, 640 x 360, 448 x 252
Frame Rate		30/25 fps (60/50 Hz) at 1920 x 1080
		60/50 fps (60/50 Hz) at 1280 x 720
Audio		
Audio input/output		2-way audio, stereo jack, Ø 35 mm
Audio Codec		G.711, AAC (16 kHz / 16 bit)
Network		
Interface		10/100 Base-T Ethernet, RJ-45 connector
Protocol		DHCP, DynDNS, FTP, HTTP, HTTPS, NTP, ONVIF, QoS (DSCP), RTSP, SNMP, SMTP, TCP, UDP, UPnP, 3GPP/ISMA
Mechanical		
Temperature Detector		Yes
Connectors	Power	DC Jack
	Local Storage	SD / SDHC / SDXC memory card slot (for Class 6 or above)
	Digital I/O	I/O wires

Web Interface		
Installation Management	Web-based configuration	
Firmware Upgrade	Remote upgrade through Web Browser, IP Device Utility included in the Software CD	
Access from Web Browser	live view, video recording, PTZ control, Preset, Sequence, Cruise, Auto Pan, Tour, image quality settings, bandwidth control, image snapshot, I/O control, 2-way audio, Picture-in-Picture (PIP), Picture-and-Picture (PAP), Wide Angle Lens Dewarping (WALD), Text Overlay, image masking	
Language	Arabic / Bulgarian / Czech / Danish / Dutch / English / Finnish / French / German / Greek / Hebrew / Hungarian / Indonesian / Italian / Japanese / Lithuanian / Norwegian / Persian / Polish / Portuguese / Romanian / Russian / Serbian / Simplified Chinese / Slovakian / Slovenian / Spanish / Swedish / Thai / Traditional Chinese / Turkish	
Operation		
Pan Travel	360° endless	
Tilt Travel	0° ~ 180°	
Movement Speed	0.5° ~ 460°/s	
Calibration	Auto / Manual	
Presets	Max. Number	255
	Accuracy	0.2°
Sequence	Max. Number	8
	Max. Presets Allowed	16
Auto Pan	8	
Cruise	4	
Tour	Max. Number	8
	Max. Number of Preset / Sequence / Auto Pan / Cruise	16
Privacy Mask	8	
Proportional Pan & Tilt	On/Off (Pan and tilt speed proportional to zoom ratio)	
Automatic Function	Preset, Sequence, Auto Pan, Cruise, Tour	
Mechanical Flip	On / Off	
Digital Slow Shutter	On / Off	
Motion Detection	On / Off	
Day/Night: Mechanical IR Cut Filter	On / Off	
Picture Flip	On / Off	
Image Freeze	On / Off	
Digital Noise Reduction	On / Off	
Alarm	Input	4
	Output	1
	Reaction	Preset, Sequence, Auto pan, Cruise, Tour
General		
Operating Temperature	-40°C ~ 50°C / -40°F ~ 122°F	
Humidity	20% ~ 90% (non-condensing)	
Ingress Protection	IP66	
Dimensions	Ø 220 x 297.75 mm / 8.7 x 11.7 in	
Weight	4.7 kg / 10.4 lbs	
Power Source	24V AC ± 10%, 3A / 24V DC ± 10%, 3.75A	
Power Consumption	60 W (with 30W heater)	
Heater	Heater 1 On: 5°C / 41°F; Off: 8°C / 46.4°F Heater 2 On: -7°C / 19.4°F; Off: -2°C / 28.4°F	
Fan	On: 45°C / 113°F (or < 5°C / 41°F for heater)	
Fan-On Threshold	35°C / 95°F	
Regulatory	CE, FCC, RoHS	
Applications		
Network Storage	GV-NVR, GV-System, GV-Backup Center, GV-Recording Server	
Smart Device Access	- GV-Eye for Android smartphone, tablet, iPhone, and iPod Touch- GV-Eye HD for iPad	
Live Viewing	IE , GV-MultiView	
CMS Server support	GV-Control Center, GV-Center V2, GV-VSM	

**Note:** Specifications are subject to change without notice.

**ACCESSORIES**

Part Number	Name		Details
GV-Mount100	Straight Tube and Junction Box Kit		Dimensions: 200 x 170 x 257.5 mm / 7.9 x 6.7 x 10.1 in Weight: 3.17 Kg / 6.99 lbs
GV-Mount101	Straight Tube Kit		Dimensions: 219 x 125 x 332 mm / 8.6 x 4.9 x 13.1 in Weight: 1.8 Kg / 3.97 lbs
GV-Mount203	Wall Pendant Tube and Junction Box Kit		Dimensions: 315 x 195.5 x 225 mm / 12.4 x 7.7 x 8.9 in Weight: 2.95 Kg / 6.5 lbs
GV-Mount300	Convex Corner Adapter Kit		Dimensions: 238.6 x 409.5 mm / 9.4 x 16.1 in Weight: 4.27 Kg / 9.41 lbs
GV-Mount310	Concave Corner Adapter Kit		Dimensions: 238.6 x 409.5 mm / 9.4 x 16.1 in Weight: 4.27 Kg / 9.41 lbs
GV-Mount400	Pole Mount Bracket Kit (Ø 4" ~ 6")		Dimensions Bracket: 241 x 161 mm / 9.5 x 6.3 in Weight: 1.70 Kg / 3.75 lbs Steel Strap: Ø 4" ~ 6"
GV-Mount410	Pole Mount Bracket Kit (Ø 6" ~ 7.5")		Dimensions Bracket: 241 x 161 mm / 9.5 x 6.3 in Weight: 1.70 Kg / 3.75 lbs Steel Strap: Ø 6" ~ 7.5"

Part Number	Name		Details
GV-Mount702	Extension Tube		<p>Four options are available.</p> <p>Dimensions: Ø 5.4 x 10 or 20 or 30 or 50 cm /                      Ø 2.1 x 3.9 or 7.9 or 11.8 or 19.7 in</p> <p>Weight: 180 g or 390 g or 550 g or 800 g /                      0.4 lbs or 0.86 lbs or 1.21lbs or 1.76 lbs</p>
51-PSD2200-P01U	DC 24V Power Adaptor 100-240VAC US		<p>Dimensions (L x W): 132.75 x 58.6 mm / 5.23 x 2.3 in</p> <p>Weight: 0.39 kg / 0.86 lb</p> <p>Input: 100 to 240V AC 2.5A 50-60Hz</p> <p>Output: 24V DC 3.75 A</p>
51-PSD2200-P01A	DC 24V Power Adaptor 100-240VAC AU		
51-PSD2200-P01B	DC 24V Power Adaptor 100-240VAC AR		
51-PSD2200-P01D	DC 24V Power Adaptor 100-240VAC EU		
51-PSD2200-P01J	DC 24V Power Adaptor 100-240VAC JU		
51-PSD2200-P01C	DC 24V Power Adaptor 100-240VAC UK		